



Desert Quail Painters

<http://www.desertquailpainters.com>

Established 1991


Happy Easter and Spring to each and every one of you!!

Have you taken a few minutes to look outside...? I am amazed at the beauty the outside shows us now—it has become quite an experience in color...living in the desert most of the time it is brown, but with the rain and all, the cactus and wildflowers are really putting on a show for us! I don't think I was ever as aware of all the beauty that outside gives till I started to paint...now I just can't get over the shades of each color displayed!

We had great class last week with Deb Ramo! I was a bit anxious about the lettering, but managed to get the "B" done and it was most definitely the most difficult part! I haven't got mine quite done, but wanted to show you how cute it is going to be...and yes, that's a play on words! Also, congratulations to our raffle winners—Irene Burris, Diane Shiflett, and Marie Veloz! Next month we have a class with Cindy Moore doing "Dot Art". Now I've never done that type of art, but hey why not give it a try, right?! I truly hope you all will join me and attend. Kim and Diana have done such a wonderful job getting our classes planned for this year and they are even starting on 2025. Please see Diana's article later in this newsletter as they are asking for suggestions/volunteers to help get teachers for next year.

We had a brief general meeting before our class last week and you as members were welcome to join and bring up any topics of concern or interest or just to listen. I went over the recently approved budget, all the events coming up such as the Christmas party, Holiday Boutique, etc, and mentioned some goodies that had been discovered while cleaning out the storage closet. Please see my article about that topic a bit later. Your Board also is in the process of reviewing the Standing Rules and they will be finalized at the Board meeting on the 16th. If you have anything you would like discussed by the Board, please let me know so I can get it on the agenda.

I wish you all a great April...remember there's going to be a solar eclipse next week so that should be interesting to experience too. Take care and keep your brushes moving...Nancy



2024 Desert Quail Painters

Board of Directors

Officer:	Name:	Email:	Phone:
President	Nancy Schatz	Mtnnan2@gmail.com	760-221-0549
V. Pres. – Programs	Kim Tamiazzo	kim.latham213@gmail.com	442-316-0718
V. Pres. – Programs	Diana Van Riel	dianavanriel1952@gmail.com	760-646-2285
V. Pres. – Membership	Debbie Ramo	ramowmdeb@verizon.net	760-668-0766
Secretary	Ursula Peine	5667peine@gmail.com	909-835-8332
Treasurer	Carol Whitton	Whit4kids@aol.com	760-954-6533
Newsletter	Nancy Schatz	Mtnnan2@gmail.com	760-221-0549
Ways & Means	Carmen Almanza	cplaero1@yahoo.com	760-221-1421

Desert Quail Painters 2024 Calendar of Events

April 16, 2024	6:00pm PT	Board meeting
April 23, 2024	5:00pm PT	Painting program with Cindy Moore
May 28, 2024	6:00pm PT	Painting program with Georgia Magarrell
June 25, 2024	6:00pm PT	Painting program TBD with Sherry Greenman
July 16, 2024	6:00pm PT	Board meeting
July 23, 2024	6:00pm PT	Painting program TBD with Linda LaRocco
August 27, 2024	6:00pm PT	General & Painting program TBD With Liz Vigliotto
September 24, 2024	6:00pm PT	Painting program TBD with Janet Mitchell
October 15, 2024	6:00pm PT	Board meeting
October 24, 2024		Set up for Boutique
October 25-26, 2024		Holiday Boutique
November 26, 2024	6:00pm PT	Painting program TBD with Lorrie Weber
December 3, 2024	11:30am PT	DQP Christmas Party @ Mama Carpino's


Do You Need This?

Hello DQP Members:

Recently a group of members were cleaning out our storage closet at Faith Lutheran Church...while in the process they discovered a bunch of items that have been stored there for quite some time. Some of those items included a bin of notebooks of past Committee Chairs including the Easter Egg Exchange and Education, the nominating apron logo, and Secretary/Treasurer reports from 1995 to 1997. They also found this great tool that connects to a LadyBug for projecting on a screen or wall what the LadyBug is displaying.

Do you have a use for any of it or want the projector...?

If so, please contact me as soon as possible so we can make arrangements for you to receive these great memories! Thank you...Nancy (760) 221-0549



Happy Birthday!

April Birthdays

<i>Linda Howard</i>	<i>4/01</i>
<i>Donna Petrillo</i>	<i>4/24</i>
<i>Rochelle Duprey</i>	<i>4/25</i>
<i>Linnea Rydout</i>	<i>4/27</i>
<i>Jerilyn Sasso-Rossi</i>	<i>4/29</i>



Programs

Kim Tamiazzo and Diana Van Riel

I wish to thank Deb Ramo for a great class for March and all the ladies that signed up to take her class. It was a relaxing project. Sorry we forgot to have you hold your pictures up before you left. Please send Nancy some pictures if you have the project finished.

For April we have Cindy Moore. She is doing a project with dotting. Many of you said you would like to learn so now is your chance. This is a beginning project so we will all be able to learn together. Email Kim if you would like to take the class and there is a kit of tools you can purchase from Cindy on her website—Dots and Moore. This is a chance to learn something different while still using our acrylic paints. See the flier on the Desert Quail Painters page or Facebook.

We are beginning to look for teachers for 2025 so if you have any suggestions or would like to paint with a certain artist...please let us know!

We are looking for a panel of three people who would be interested in finding teachers and helping to choose the future projects. Email Kim or Diana if this is something you would like to participate in for 2025.

Thank you again for signing up for the DQP projects—check out the fliers that Kim has done for upcoming classes!

Kim & Diana




Desert Quail Painters

Please join us to learn a fun and relaxing art form called Dot Art with teacher/designer **Cindy Moore**. The design is called “Coral Shells”.

Tuesday April 23, 2024 from 5:00 pm-8:00 pm PT (**Note time change**)

Class fee \$15 Member; \$22 Non-Members

Pattern is included, program is Zoomed and recorded.



To sign up, please text Kim Tamiazzo at 442-316-0718
with your name, email address, member or non -member
and if you will be paying by PayPal or a check.

Prep will be emailed to you on April 1,
the Zoom link and final instructions will be sent a few days before the program.
For Zoom inquiries, please contact Diana Van Riel at dianavanriel1952@gmail.com

You will need the Basic Kit-Set of 5 stylus, 3 acrylic rods & stencil-16 grid, \$12 plus shipping
AND/OR the Optional Kit-White Stabilo Pencil and a 6x6 wood surface, \$3 each plus shipping
Please order from Cindy Moore at limoore01@gmail.com the Basic or Optional Kit or both.

Desert Quail Painters

Let's paint a fun design with teacher GEORGIA MAGARRELL

Designed by Prudy Vannier

"Broom Swing from the Moon"

Tuesday May 28, 2024 6:00 pm—9:00 pm PST Zoom & Recorded



Paint on your choice of surface

Class fee \$15:00 (members); \$22.00 (non-members)

To Sign up, please text Kim Tamiazzo at 442-316-0718

We are making it easier for everyone this year by accepting payments by cash, check, PayPal, and credit cards.

Zoom questions, please contact Diana Van Riel dianavanriel1952@gmail.com

Desert Quail Painters

Your invited to paint

Snuggle up and Watch it Snow

Teacher-Sherry Greenman Designer-Tracy Moreau

Tuesday June 25, 2024 6:00 pm—9:00 pm PST Zoom & Recorded

Program Fee \$15 members \$22 non members

The surface size is 8 x 10.

When you sign up for the program, Kim will give you a coupon code to purchase the e packet at a 40% disc. You will get a \$5 discount on the class fee. See link below.

<https://tracymoreau.net/shop/ols/products/snuggle-up-e-pattern>

To sign up, please contact Kim Tamiazzo by text at 442-316-0718 or e mail at

kim.latham213@gmail.com. Please include your name & email address. You will be sent a Pay-pal invoice.

Prep for project will be sent out on 6/1.

Zoom link will be sent a couple days before the class.

Locals who sign up, we will be meeting to zoom and have a pot-luck. Let Kim know that you are interested. We will let you know where, at a later date.

Zoom inquiries, please contact
Diana VanRiel at
dianavanriel1952@gmail
Program inquiries, please contact
Kim Tamiazzo
Kim.latham213@gmail.com



Desert Quail Painters Holiday Boutique

OCTOBER 25 & 26

SET UP THURSDAY, OCT 24

JESS RANCH COMMUNITY CHURCH

11537 APPLE VALLEY RD, APPLE VALLEY, CA

Member registration is July 1-5

Member tables are \$25 each plus 10% of sales

**NOTE: YOU MUST BE A PAID MEMBER BY JAN. 31, 2024
TO BENEFIT FROM THE MEMBER PRICING**

***Registration guarantees you a table,
the shape and location is not!**

All boutique tables are good tables

Email me to register jsdecour@gmail.com

Send your check payable to:

Desert Quail Painters

19594 Symeron Road

Apple Valley, CA 92307

Keep painting and crafting to fill your tables!

Holiday Raffle

Carol Whitton



Members are working hard to get our items for the 2024 Holiday Raffle completed! You are in for a treat when you see what we have in store for you. Watch for upcoming monthly articles that will detail the raffle items that will be available. Our drawing will be held the last day of our Holiday Boutique on Saturday, October 26, 2024 at 2:00 pm.

The projects chosen for this year are as follows:

All Around the Seasons Lazy Susan - Designer, Maxine Thomas

Yard Sign Holder with Inserts – Various Designers

Tea Light Holder with Seasonal Inserts- Designer, Renee Mullins

Carol Whitton

2024 Holiday Raffle Chairman

760-954-6533



Desert Quail Painters



2024 Desert Quail Painters Membership Application

PLEASE PRINT

Applications must be submitted by new and renewing members.

Last Name: _____ First Name _____

Address: _____

City: _____ State: _____ Zip Code: _____

___ Check if the above address is also your mailing address. If not, complete the information below.

Mailing Address: _____

City: _____ State: _____ Zip: _____

Email Address _____

Home Phone: _____ Cell Phone: _____

Date of Birth Month/Day: _____ Spouse (FirstName): _____

Annual dues of \$10 can be paid via check payable to Desert Quail Painters, PayPal or Credit Card.

Please contact Debbie by email to be invoiced for PayPal or Credit Card payments. Members paying by PayPal or credit card may submit application to Debbie, by either email or by US postal mail. Applications with check payments may be mailed to: Debbie Ramo, 16728 W. Navajo Street, Goodyear, AZ 85338.

Questions – please feel free to contact Debbie at ramowmdeb@verizon.net or 760-668-0766.

Welcome New Members...

We hope you are ready for fun-filled times of friendship and painting!

Date Paid: _____ Check # _____ OR Cash

(9/23)

San Bernardino County Fair

Carol Whitton



Finally! I have the information for the 2024 San Bernardino County Fair. I hope that you all have been setting aside some pieces to enter in this event. ALL beginner (Novice), Intermediate, Advanced, and Professional painters are encouraged to participate. Remember, this is not only an opportunity for you to receive kudos for your beautiful work - it is also a way that we are able to share our craft with the community. So, won't you consider entering **at least one** piece? The entry fee is **only \$2**. You are able to register some unfinished pieces now and will have time to finish them up prior to delivering them to the fairgrounds in late April. *Also, for those of you who do not live in the High Desert area, you could drop them off at O'Flanary's in Redlands or we could determine a mutual meeting spot for me to pick up your pieces. I would then take care of the rest including returning them to you!* Just let me know.

So, I've included the important paperwork in this email as well as highlighting the dates you will need to know below. ALL submissions must be done online. If you need help with that, contact me and I can help with that too.

April 14, 2024 - Last day to submit entries. All entries must be done online. No paper entries will be accepted. Click here for the online entry site www.sberna.fairwire.com .

April 29-30, 2024, 3 pm - 7 pm - Entries received at Building 2 - Monarch Landscape & Design Building

May 25-27, 2024, 2 pm - 10 pm - Fair dates and hours (Note: Exhibit building closes at 9 pm)

May 31 and June 1-2, 2024, 2 pm - 10 pm - Fair dates and hours (Note: Exhibit building closes at 9 pm)

June 3, 2024, 3 pm - 7 pm - Entries released

Questions???? Please contact me. I am just a phone call, text, or email away!

Carol Whitton

2024 San Bernardino County Fair Liaison

760-954-6533

whit4kids@aol.com

Competitive Exhibits Schedule of Events

Sunday, April 14, 2024

Last day to do your Online Entries for ALL Departments

Monday, April 29 and Tuesday, April 30, 2024 —Building 2—Monarch Landscape & Design Building
3 p.m. to 7 p.m.

Entries received: Preserved Foods, Home Arts, Ceramics & Plaster craft, all Crafts, Miniatures, Models, Collections, Fine Art, Photography and all Youth & 4-H

Tuesday, May 7, 2024

10 a.m. to 3 p.m.

Open Jars released for pick-up

Friday, May 24, 2024

9 a.m. to 12 p.m.

Entries received: Adult & Youth Baked Food, Eggs and Agriculture received

3 p.m. to 7 p.m.

Entries received: Home Brew Contest

Saturday, May 25, 2024

10 a.m. to 12 p.m.

All Adult Agriculture/Horticulture & Floriculture and 1st Floral Show Sequence entries received

All Youth Agriculture/Horticulture & Floriculture entries received

4 p.m. to 7 p.m.

Inner Artist Contest—Register in Building 2—Monarch Landscape & Design Building

Sunday, May 26, 2024

3 p.m. to 6 p.m.

Shutter Bug Contest—Register in Building 2—Monarch Landscape & Design Building

Friday, May 31, 2024

10 a.m. to 12 p.m.

Entries for the 2nd Floral Show Sequence received

Saturday, June 1, 2024

3 p.m. to 6 p.m.

Shutter Bug Contest—Register in Building 2—Monarch Landscape & Design Building

Sunday, June 2, 2024

3 p.m. to 5 p.m.

Inner Artist Contest—Register in Building 2—Monarch Landscape & Design Building

Monday, June 3, 2024

3 p.m. to 7 p.m.

All exhibits released

2024 Fair Theme is “Truckloads of Fun!”

Crafts

Crafts-Porcelain Dolls-Woodworking-Porcelain Art

Chairperson: Jackie Alexander 760-885-0732

Crafts Department Guidelines

- ◆ All Guidelines, Local and State rules apply to the entire Crafts Department.
- ◆ Entry fees: \$2.00 per entry, per class.
- ◆ Entries in this department must be handcrafted by the exhibitor and have been completed within the last year.
- ◆ Wreaths and items to be hung must be firmly fixed with loop, rings or alligator clips.
- ◆ Judging is closed to the general public and exhibitors.
- ◆ In the Dolls and Stuffed Animals' divisions, the exhibitor must dress dolls in custom / hand-made clothing. Minimal amounts of crocheting, knitting or sewing is allowed.
- ◆ Please indicate approximate size of your piece on entry form.
- ◆ **Premiums offered per class of this Department:** 1st place, \$3.00, 2nd place \$2.00 and 3rd place \$1.00

Fair Theme Award Recognition

For any current Fair Theme related item in this department, your entry form must be marked "Theme". Your entry must depict the Fair Theme and will be judged in the appropriate Division. Special Fair Theme Ribbons will be awarded.

Decorated Birdhouses

Decorated Birdhouse Guidelines

- ◆ Can be any style of birdhouse.
- ◆ Must be painted or decorated.

Division 402—Decorated Birdhouse

Classes

- | | |
|-------------|------------------------|
| 1. All Wood | 3. Gourds |
| 2. Recycled | 4. Any other, describe |

Recycle/Miscellaneous Crafts

Division 403—Mixed Media

Classes

1. Recycle - no metal or welding
2. Recycled Clothing
3. Recycled Articles/Access
4. Recycled, any other, describe
5. Any painted surface - no tole art
6. Painter Rocks
7. Any other, describe

Division 404—Home Decoration

Classes (No Wreaths)

- | | |
|-----------------------|----------------------------------|
| 1. Flower Decorations | 6. Wood Crafts, any, describe |
| 2. Recycle | 7. Porcelain Arts, any, describe |
| 3. Yard Art | 8. Gourds, any, describe |
| 4. Bling A Thing | 9. Any other, describe |
| 5. Decorated Eggs | |

Division 406—Holiday Crafts: Hobbyist

Classes

1. Christmas - Ornaments, bring 3
2. Christmas – Decorations of any kind
3. Halloween – Decorations of any kind
4. Any other Holiday decorations not listed, describe
5. Wreaths
6. Any other, describe

Division 407—Plastic Canvas: Hobbyist

Classes

- | | |
|--------------------|--------------------------------|
| 1. Christmas items | 4. Wall Hangings |
| 2. Halloween | 5. Any other Holiday, describe |
| 3. Tissue Boxes | 6. Any other, describe |

Division 408—Beginning/ Intermediate Jewelry

Division 409—Advanced/ Professional Jewelry

Classes

- | | |
|--------------|------------------------|
| 1. Necklace | 4. Sets, list items |
| 2. Bracelets | 5. Any other, describe |
| 3. Earrings | |

Division 410—Beginning / Intermediate Beadwork

Division 411—Advanced / Professional Beadwork

Classes

- | | |
|--------------------------|---------------------------------|
| 1. Jewelry-single | 4. Decorated Items |
| 2. Jewelry-set | 5. Holiday Decoration |
| 3. Purse, Clutches, Bags | 6. Any other Beadwork, describe |

Division 412—Lapidary

Classes

- | | |
|-------------------------|------------------------|
| 1. Cabochon-not mounted | 3. Home Decoration |
| 2. Cabochon-mounted | 4. Any other, describe |

Division 413—Toys & Dolls Hobbyist

Classes

- | | |
|--------------------------------|--------------------------|
| 1. Animals - Teddy Bears, etc. | 4. Dolls - any, original |
| 2. Dolls - kit or pattern | 5. Wooden Toys, any |
| 3. Dolls - Porcelain | 6. Any other, describe |

Division 415—Leather Work—Beginning

Division 416—Leather Work—Intermediate

Division 417—Leather Work—Advance/Professional

Classes

1. Billfolds
2. Belts
3. Notebooks, Book Covers, Photo Album, etc.
4. Pictures— Framed or unframed
5. Purses, Clutches, Bags
6. Stools, Benches, Seats, etc.
7. Clothing (Vest, Hat, Shoes, etc.)
8. Wall Hangings- framed or unframed
9. Cases (CD, eyeglasses, checkbook covers etc.)
10. Boxes- Jewelry, tool, etc.
11. Sportsman- knife case, ammo case, etc.
12. Any other, describe

Division 418—Diamond Dots/Painting

Classes

- | | |
|-------------|------------------------|
| 1. Holidays | 3. Jewelry |
| 2. Scenery | 4. Any other, describe |

2024 Fair Theme: "Truckloads of Fun!" See Schedule of Events for all Entry Deadlines

Crafts

Crafts-Porcelain Dolls-Woodworking-Porcelain Art

Chairperson: Jackie Alexander 760-885-0732

Scrapbook

Scrapbook Guidelines

- ◆ Pages must be in page protectors.
- ◆ Only single spreads will be accepted.
- ◆ NO 2 page spreads or full albums.

Division 424—Beginning / Intermediate Scrapbooking

Division 425—Advanced/ Professional Scrapbooking

Classes

1. Events—Sports, School, Graduations
2. Occasions—Birthday, Anniversary, Wedding, etc.
3. People—Baby, Children, Parents, Friends, etc.
4. Places— Beach, Camping, Church, Pool, etc.
5. Seasons- Winter, Spring, Summer, Fall
6. Pets
7. Holiday
8. Fair Theme
9. Any other, describe

Division 441—Beginning / Intermediate Cards

Division 442—Advanced / Professional Cards

(Must be Hand stamped)

Classes

1. Birthday
2. Holidays
3. Sympathy
4. Thank You
5. Wedding/Anniversary
6. Die Cut
7. Any other, describe

Note: cards with no stamping, such as string art, painted, solely decorated, go in paper division.

Division 426—Paper

Classes

1. Origami
2. Paper Cards: Holiday/No Stamping
3. Paper Cards: Non - Holiday / No Stamping
4. Paper Cards— any, describe
5. Any other Paper Craft: not listed, describe
6. Quilling

Super Senior / Handicapable

Division 431—Super Senior

Classes

1. Bling-a-thing
2. Home Decoration
3. Holiday Crafts
4. Paper (Cards, etc.)
5. Any other, describe

Tole Art / Decorative Painting

Tole Art / Decorative Painting Guidelines

- ◆ All General Information, Local and State Rules apply to the entire Tole Art/Decorative Painting Department.
- ◆ No Entry Limits.
- ◆ Each article entered must be the entire workmanship of the entrant and have been finished since June 2019.
- ◆ All entries must have a finish on all sides, except fabric.
- ◆ Definitions: for the purpose of choosing the right class for entry, please use the following definitions as a guide.

Novice - beginners, students or hobbyists who have painted 1-to 3 years.

Intermediate - students or hobbyists who have painted 4 to 9 years.

Advanced - students or hobbyists who are knowledgeable in the Art and have painted for 10 plus years.

Professional - A person who engages in an event or activity as a livelihood rather than a hobby.

Folk Art - Painting done on any surface in a non-realistic style

Rosemaling/Stroke work - Painting done on any surface using basic brush strokes in various combinations to complete the design.

Realistic - painting done on any surface in realistic style.

Fabric - painting done on any fabric with acrylic or fabric dye.

Division 432—Decorative Painting: Novice

Division 433—Decorative Painting: Intermediate

Division 434—Decorative Painting: Advanced

Division 435—Decorative Painting: Professional

Classes

1. Folk Art - animals/birds-any surface
2. Folk Art - flowers/leaves-any surface
3. Folk Art - fruits/vegetables-any surface
4. Folk Art - landscape - any surface
5. Folk Art - holiday - any surface
6. Folk Art - any other - specify
7. Folk Art - Christmas under 8 "
8. Folk Art - Christmas over 8 "
9. Folk Art - Christmas
10. Folk Art - Halloween
11. Fall / Thanksgiving
12. Realistic - animals/birds-any surface
13. Realistic - flowers/leaves-any surface
14. Realistic - fruits/vegetables-any surface
15. Realistic - landscape - any surface
16. Realistic - Christmas under 8"
17. Realistic - Christmas over 8"
18. Realistic - Christmas
19. Realistic - Halloween
20. Realistic - Fall / Thanksgiving
21. Realistic - any other - specify
22. Primitive - any surface
23. Whimsical - Furniture
24. Whimsical—Christmas under 8"
25. Whimsical - Christmas over 8"
26. Whimsical—Halloween
27. Whimsical - Fall / Thanksgiving
28. Whimsical - holiday - any surface
29. Whimsical - Furniture
30. Whimsical - any other - specify
31. Rosemaling / Stroke Work
32. Fabric
33. Any Other - specify

2024 Fair Theme: "Truckloads of Fun!" See Schedule of Events for all Entry Deadlines

General Information & Local Rules

Please read very carefully as some very important changes have been made

Fairgrounds

San Bernardino County Fair is located in Victorville, off 7th Street, east of the 15 Freeway. Our address is:
14800 7th Street, Victorville, CA 92395.

Fair dates and Times

The 2024 77th Annual San Bernardino County Fair will be held
Saturday, May 25th through Monday, May 27th and Friday, May 31st through Sunday, June 2nd.
Gates are open 2—10 p.m.,

Closing hours for the exhibit buildings will be 9 p.m. daily unless otherwise authorized.

State Rules

All local and State Rules, Health Rules and Score Cards for judging, as prescribed by the Division of Fairs and Expositions, apply to all entries of this Fair. State Rules can be found on-line at www.cdfa.ca.gov. All State Rules for California Fairs apply to the event and will be strictly enforced. Check with each department you wish to enter for specific entry form instructions and guidelines. Please see that each requirement has been complied with to avoid possible premium disallowances. Entries will be accepted in the "Any other" or "Miscellaneous" classes **only** when the item or article represents a substantial difference from the classes offered. In all departments the Fair Management reserves the right to limit entries to the available space in the facility and may limit the number of entries made by an Exhibitor. Any return of entries under this rule will be made generally and without discrimination.

Entrance Requirements

All competitive entry divisions are open to all residents of San Bernardino County and to residents of adjacent counties. See each department's guidelines and entry qualifications.

Entry Form Deadlines

All Entries MUST be done online. No paper entry forms will be accepted.
If you need assistance or have questions; please call our office at 760-951-2200
The deadline for Competitive Entries is Sunday, April 14, 2024
See Livestock department for ALL Livestock information.

Entry Fees

Entry fees, unless noted, for Adult Divisions are \$2.00 per entry and Youth Divisions are \$1.00 per entry.
Entry fees will be forfeited on entries not exhibited.

Exhibitor's Responsibility

Exhibitor's acknowledge the acceptance of the guidelines, rules and regulations governing the San Bernardino County Fair as printed in the Official Exhibitor's Handbook and the California Division of Fairs and Expositions State Rules, once an online entry is processed and paid for. Any person who violates any General, State or Department Rule will forfeit all privileges and premiums.

Sale of Exhibit

The Fair will not permit the sale of any exhibit or any part of an exhibit.

Exhibits Arrival - Fairgrounds

Please see our Schedule of Events for arrival dates/times. If you are in doubt as to the division or class your entry belongs, please call the entry office (760) 951-2200.

Exhibit Releases

Exhibitors must have Claim Check Stub (which was given on receiving day), in order for your exhibits to be released by the Department Chairperson or Fair Management. All exhibits released on Monday, June 3, 2024 from 3 p.m. to 7 p.m..
All items not picked up within **10 days** of the closing date of the 2024 San Bernardino County Fair will become the Fair's property and will be disposed of at the discretion of the Fair Management.

Non-Liability of Association

Entries are made at Exhibitor's risk. A thorough system of security supervision will be maintained. The Fair Management ASSUMES NO RESPONSIBILITY for loss, injury or damage done to or occasioned by, or arising from any animal or article exhibited by him/her, and shall indemnify the 28th District Agricultural Association against all legal proceedings in regard thereto. Presentation of entry form shall be deemed acceptance of this rule. Exhibitor will provide own exhibit insurance.

General Information & Local Rules

Please read Very Carefully as some very important changes have been made

Decorations

All decorative material must be FLAME PROOF in accordance with requirements of the State Fire Marshal. Corn stalks, hay and/or other dry decorative material must be treated with an approved retardant preparation.

Safety

The San Bernardino County Fair will take reasonable precautions to ensure the safety of exhibits and property of every description entered for competition or display or any other purpose while anywhere on the Fairgrounds. In no case will the 28th District Agricultural Association be responsible for any loss, damage or injury of any character, to any property, article or person, while on the 28th District Agriculture Association Fairground.

Cancellation of Exhibit Privileges

The Management reserves the right to refuse, accept and/or cancel entries, disqualify exhibitors, prohibit exhibition of entries, or cancel awards without claim for damages.

Interpretation of Rules and Protests etc.

The Management reserves the final and absolute right to interpret all local rules and regulations and arbitrarily settle and determine all matters, questions and differences in regards thereto, and also reserves the right to amend and add to the local rules. State Rule interpretation is solely at the discretion of the California Department of Food and Agriculture, Division of Fairs & Expositions. The San Bernardino County Fair will enforce State Rules as written.

Premium Checks

Placement of ribbons **does not guarantee correct placing by the judges**. Only the official placing on the certified judging sheets constitutes the final placement. All premium money will be paid from the official judging sheet results and not from ribbons or awards that may be attached to the exhibit. **The Fair does not guarantee additional payment from sponsors. These prizes are typically secured by the Fair with a promissory statement from the sponsor in good faith and if not received the Fair is not responsible for payment.** Premium scales are listed in each Department. Ribbons, tags and cards have no value as payment. **ONLY THE OFFICIAL PLACING ON THE JUDGING SHEET CONSTITUTES THE FINAL PLACEMENT.**

***Important Premium Pay-Out Information—** Premium and cash awards for **Competitive Exhibits** will be issued in person by a staff member from the Competitive Exhibits Office. Exhibitors that earned premiums and cash awards will pick them up **after picking up their items on Pick-Up Day, Monday, June 3rd** with ID and/or claim checks to claim their monies. On Tuesday, June 4th through Thursday, June 6th you will come to the Main Office, located in the Fairgrounds main office, to pick up your money. **Cash awards will be paid out Monday, June 3rd from 3 p.m. to 7 p.m. and Tuesday, June 4th through Thursday, June 6th from 10 a.m. to 3 p.m. only. Cash awards not claimed by June 6, 2024 at 3 p.m. will be forfeited by the exhibitor.**

Judging Systems

AMERICAN: The judging process which ranks exhibits against one another and awards one 1ST place award, one 2ND place award, etc.

DANISH: The judging process which compares each exhibit on its own merit against the scorecard or recognized standard and awards as many first place awards, second place awards, etc., as merited.

Best of Show

Best of show will be selected from first place entries only.

Exhibitor Distinctions

As defined in the State Rules Book found online at:

[http://www.cdfa.ca.gov/Fairs & Expositions/Fair Information/State Rules for California Fairs.asp](http://www.cdfa.ca.gov/Fairs%20&%20Expositions/Fair%20Information/State%20Rules%20for%20California%20Fairs.asp)

AMATEUR: A person who engages in an event or activity as a pastime rather than a profession.

PROFESSIONAL: A person who engages in an event or activity as a livelihood rather than a hobby.

Formation or Combination of Classes

In all departments the Fair Management reserves the right to combine with another class or eliminate classes with less than three (3) entries and/or may form new classes with no less than three different exhibitors with three different entries.

Competitive Exhibits Schedule of Events

Sunday, April 14, 2024

Last day to do your Online Entries for ALL Departments

Monday, April 29 and Tuesday, April 30, 2024 —Building 2—Monarch Landscape & Design Building
3 p.m. to 7 p.m.

Entries received: Preserved Foods, Home Arts, Ceramics & Plaster craft, all Crafts, Miniatures, Models, Collections, Fine Art, Photography and all Youth & 4-H

Tuesday, May 7, 2024

10 a.m. to 3 p.m.

Open Jars released for pick-up

Friday, May 24, 2024

9 a.m. to 12 p.m.

Entries received: Adult & Youth Baked Food, Eggs and Agriculture received

3 p.m. to 7 p.m.

Entries received: Home Brew Contest

Saturday, May 25, 2024

10 a.m. to 12 p.m.

All Adult Agriculture/Horticulture & Floriculture and 1st Floral Show Sequence entries received

All Youth Agriculture/Horticulture & Floriculture entries received

4 p.m. to 7 p.m.

Inner Artist Contest—Register in Building 2—Monarch Landscape & Design Building

Sunday, May 26, 2024

3 p.m. to 6 p.m.

Shutter Bug Contest—Register in Building 2—Monarch Landscape & Design Building

Friday, May 31 2024

10 a.m. to 12 p.m.

Entries for the 2nd Floral Show Sequence received

Saturday, June 1, 2024

3 p.m. to 6 p.m.

Shutter Bug Contest—Register in Building 2—Monarch Landscape & Design Building

Sunday, June 2, 2024

3 p.m. to 5 p.m.

Inner Artist Contest—Register in Building 2—Monarch Landscape & Design Building

Monday, June 3, 2024

3 p.m. to 7 p.m.

All exhibits released

2024 Fair Theme is “Truckloads of Fun!”

Education

Nancy Schatz

Here is a tip that I saw and thought would be very useful...

How to Increase or Decrease a Pattern to Fit Your Space

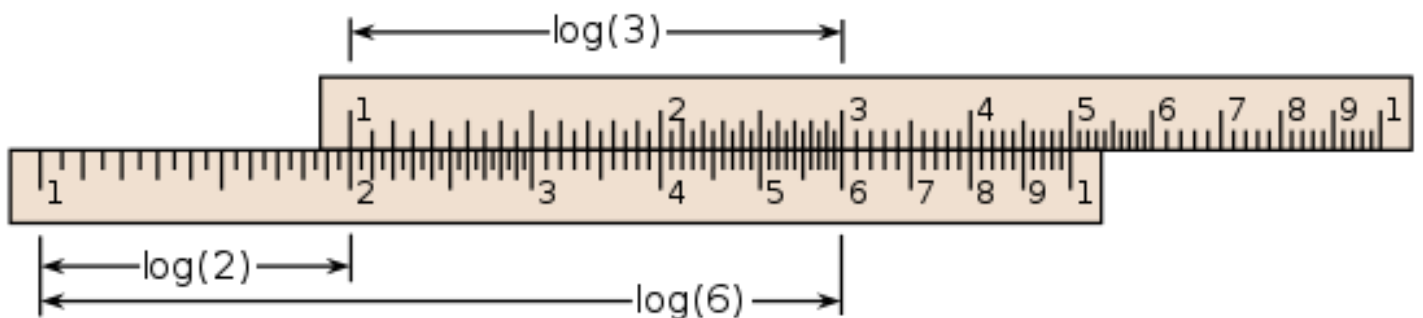
Have you ever had a pattern that does not quite fit the surface you have or you want to use a different size surface? Have you spent time copying the pattern several times a little bigger or smaller to get it to fit your surface and you end up with a bunch of various sized pattern copies that don't fit. I know you thought you probably would not need to do math problems once you got out of school, but here is a formula for you to use to calculate the amount to increase or decrease the pattern and if you use your cell phone...you have a calculator handy!

Make sure you are printing your pattern at 100%. Printers may default to "Print Fit to Page" which prints the design somewhat smaller than actual. Here is the formula:

What you want divided by What you have =

Percentage to increase or decrease the pattern

Measure the size of the surface you want to use (what you want) and then measure the size of your pattern (what you have). For example if you have a 5 inch pattern and want to put it on a 10" surface...you would divide 5 by 10 and increase the pattern by 20%. In reverse if you have a 10 inch pattern and want to put it on a 5" surface...you would divide 10 by 5 and reduce the original pattern by 50%.



*SHELL*E*BRATE the SEASON!*

****Save the date****



2024 DQP Christmas Luncheon

Date:

Tuesday December 3, 2024

Time: 11:30 am to 3:30 pm

Location: Still to be confirmed

Questions? Volunteer to help?

Call or text:

Catherine Schinhofen

909-835-8359



Board

President:	Nancy Schatz
1st. Vice Presidents:	Kim Tamiazzo Diana Van Riel
2nd Vice President:	Debbie Ramo
Secretary:	Ursula Peine
Treasurer:	Carol Whitton
Newsletter:	Nancy Schatz
Ways & Means:	Carmen Almanza

Committee Chairs

Charites/Community Service:	Janet Mitchell Diana Van Riel
Christmas Party:	Catherine Schinhofen
Exchange:	None in 2024
Education:	Nancy Schatz
Fair:	Carol Whitton
Holiday Boutique:	Jeannetta Cimo
Holiday Raffle:	Carol Whitton
October Paint Month:	Sue Clark
Special Raffles:	Bonnie Dominguez
Summer Seminar:	None in 2024
Sunshine:	Donna Nelson
Website:	Carol Whitton

